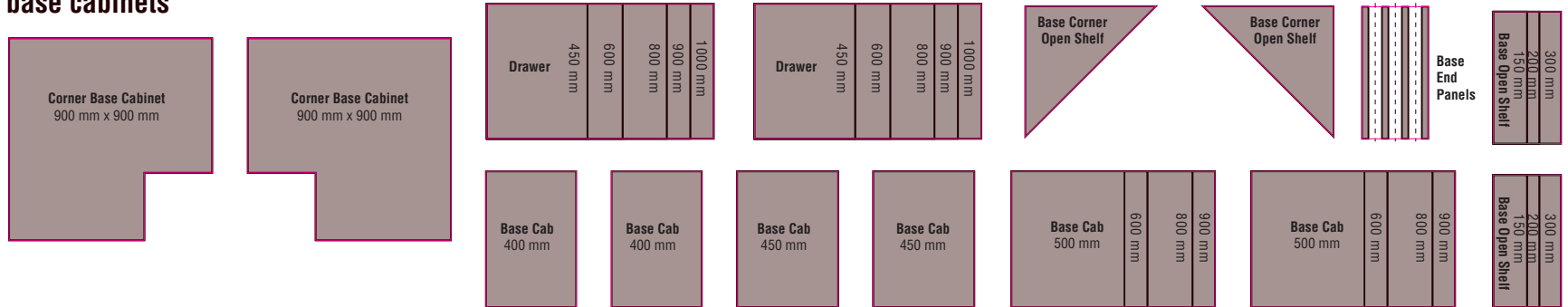


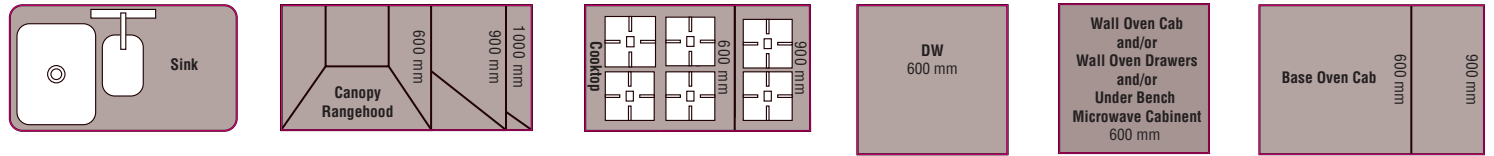
# KITCHEN POP-OUTS

Use these Readikit® Modular Kitchen Solutions Pop-outs in conjunction with your Readikit Planagram to help plan and design the kitchen that best suits your needs. Simply pop-out the components required and place onto the planagram. It can be helpful to lay your Wall Cabinet Pop-outs over your Base Cabinet Pop-outs when creating your design. If you think you will need more Pop-outs, simply photocopy this page and cut around the shapes. Once satisfied with your kitchen layout simply adhere it to your planagram and then take it your Readikit Retailer who can provide you with a complete Readikit Product Guide, assist you to create your Readikit shopping list or assist to customise your order to suit your individual Readikit Kitchen design.

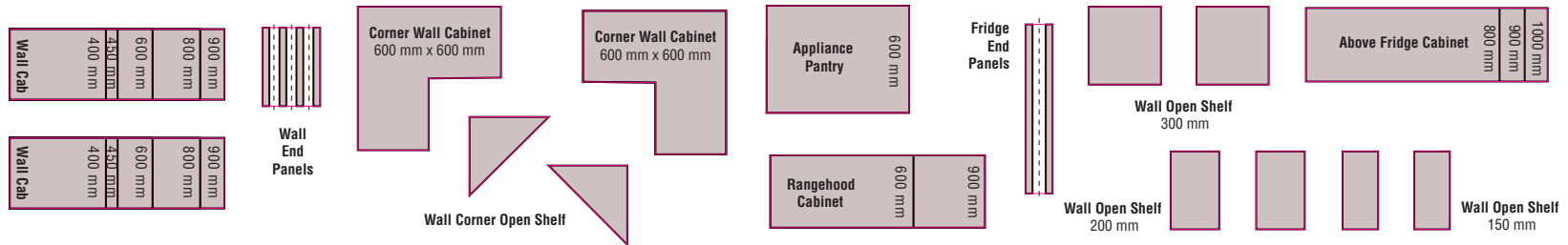
## base cabinets



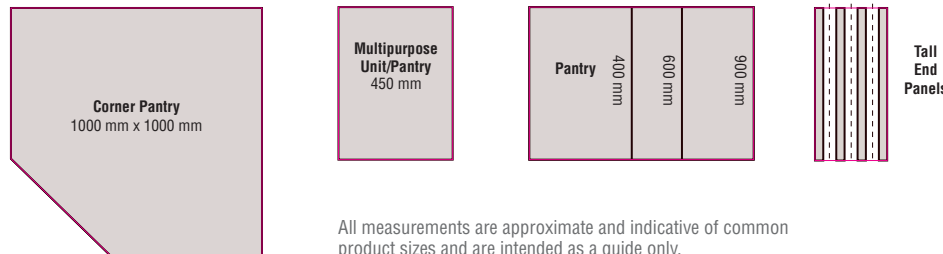
## kitchen appliances & oven cabinets



## wall cabinets



## pantry cabinets



All measurements are approximate and indicative of common product sizes and are intended as a guide only.